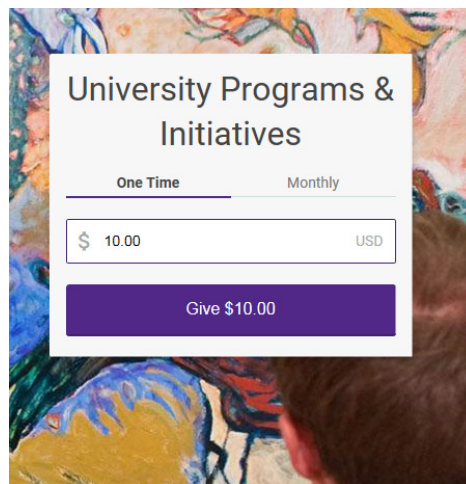


To Give Online:

1. - Please follow the provided link:

<https://give.evertrue.com/ksu/up>

2. - Enter in the Amount desired, and select if you would like to donate a one-time contribution or monthly donation.



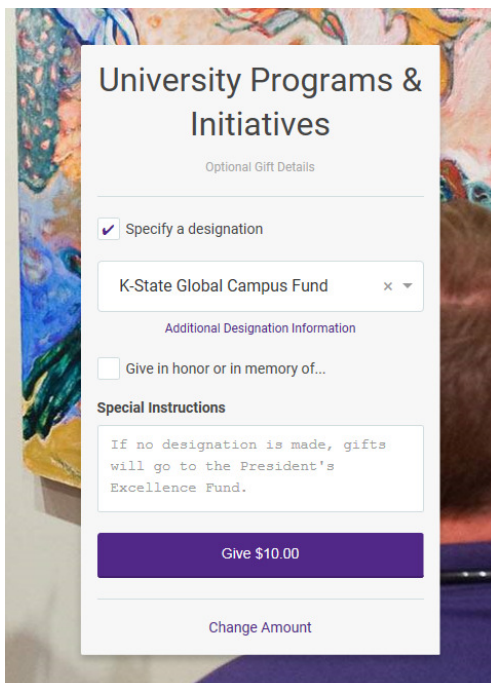
University Programs & Initiatives

One Time Monthly

\$ 10.00 USD

Give \$10.00

3. Choose a specific designation or enter specific instructions: -



University Programs & Initiatives

Optional Gift Details

Specify a designation

K-State Global Campus Fund x ▾

Additional Designation Information

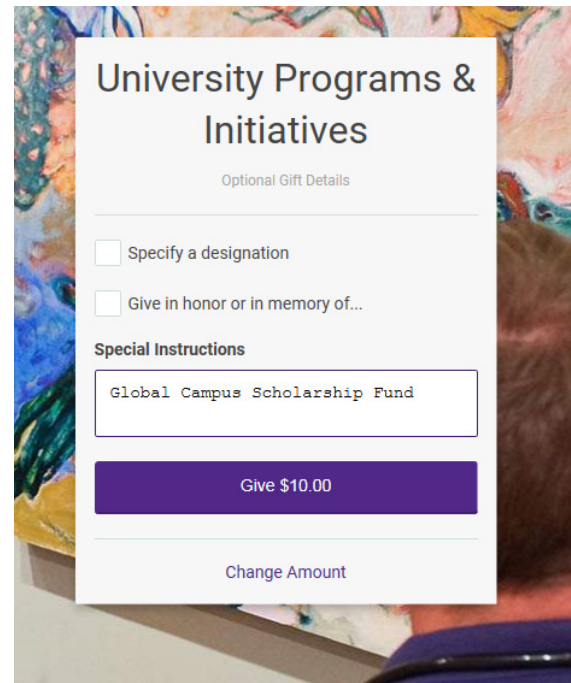
Give in honor or in memory of...

Special Instructions

If no designation is made, gifts will go to the President's Excellence Fund.

Give \$10.00

Change Amount



University Programs & Initiatives

Optional Gift Details

Specify a designation

Give in honor or in memory of...

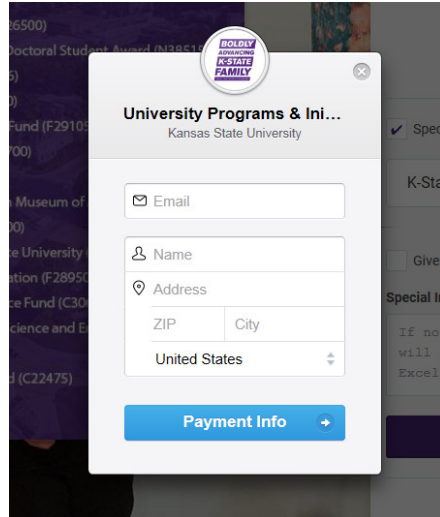
Special Instructions

Global Campus Scholarship Fund

Give \$10.00

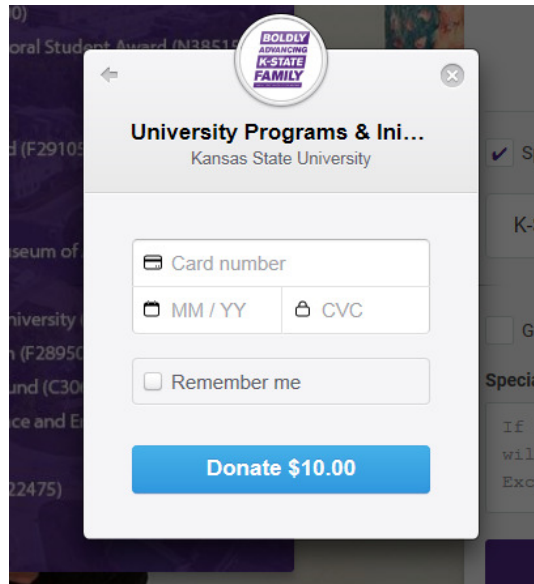
Change Amount

4. Enter in Contact Information:



A screenshot of a mobile application interface showing a form for contact information. The form is titled "University Programs & Ini..." and "Kansas State University". It includes fields for "Email", "Name", "Address", "ZIP", "City", and "United States". A blue button labeled "Payment Info" with a right-pointing arrow is at the bottom.

5. Enter in Credit Card Information: -



A screenshot of a mobile application interface showing a form for credit card information. The form is titled "University Programs & Ini..." and "Kansas State University". It includes fields for "Card number", "MM / YY", "CVC", and "Remember me". A blue button labeled "Donate \$10.00" is at the bottom.

Once you have entered credit card information, you will receive a confirmation email that states the transaction has been completed successfully. You will receive a tax receipt via email in the next 2-3 days.

Thank you so much for your gift!